

TACTILE™

The Touch and Guess Game



Can you tell what it is just by touch?

© 2024 David Mair

To start, get your group together. The game is for up to 6 players.
*For this presentation, 4 will play.



To start the game, place all 21 tiles facedown on the table.




Shuffle the 21 search cards and place them in a pile facedown in the center of table.



Turn over the top card from the search pile.


This is the tile you are trying to find.



At the word "GO!", each player, picks up a tile from the table and, as quickly as possible, feels the underside trying to find the one that matches the search card. If you don't think it matches the search card, place it back down on the table, and take another one.



If you flip over the wrong tile, you are out of the round.
Place the tile back on the table FACE-UP for all to see.



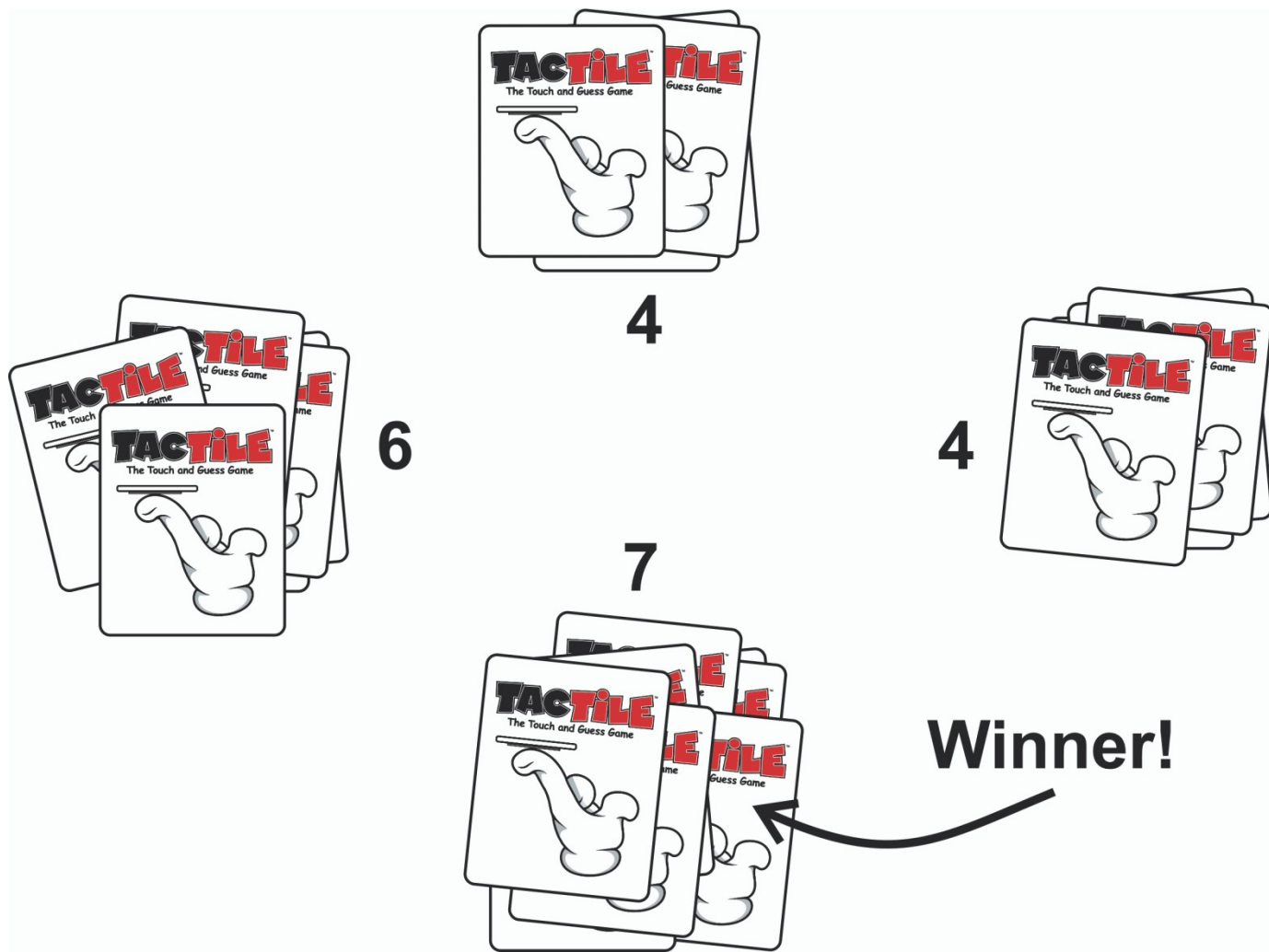
If you think you have found the matching tile, flip it over to make sure. If you are correct, take the search card as your score for the round.



Flip over the top card on the search pile to start another round.




Play continues until all the search cards have been used. Each player counts the number of cards they have won during the game.



The player with the most cards is the winner!



All 42 parts to the game are made out of paper. No plastic parts. The 21 tiles are embossed to create the raised surface.





Demo Video

Contact: davidjmair@gmail.com