


# Pop Stix


The logo for 'Pop Stix' features the word 'Pop' in a bold, black, sans-serif font with a 3D effect of overlapping, semi-transparent grey layers behind each letter. The word 'Stix' is also in a bold, black, sans-serif font. The letter 'i' in 'Stix' is replaced by a vertical marker or pipette tip. This marker has a white body with a red segment at the top, a blue segment at the bottom, and a light orange tip. The overall design is clean and modern.

**The Game of Captured Shapes**



# How to play the game


Take the top off the Pop Stix "popper" and insert all 32 multi-colored Stix



Give each player 5 chips of the same color.




The starting player presses down on the button to get a Pop Stix ....



and places the Pop Stix down on the table.  
Now it's the opponent's turn to play.

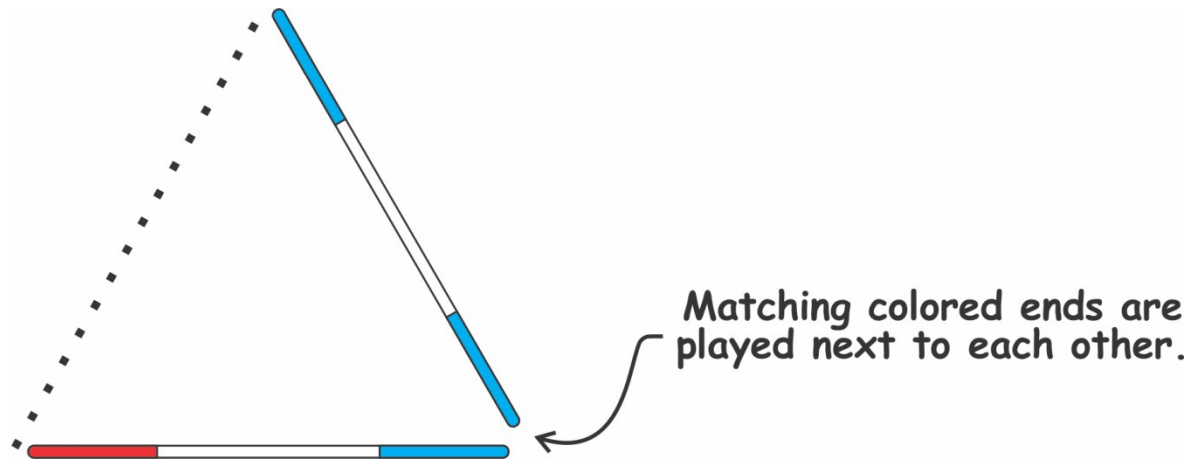


**They press the button.**



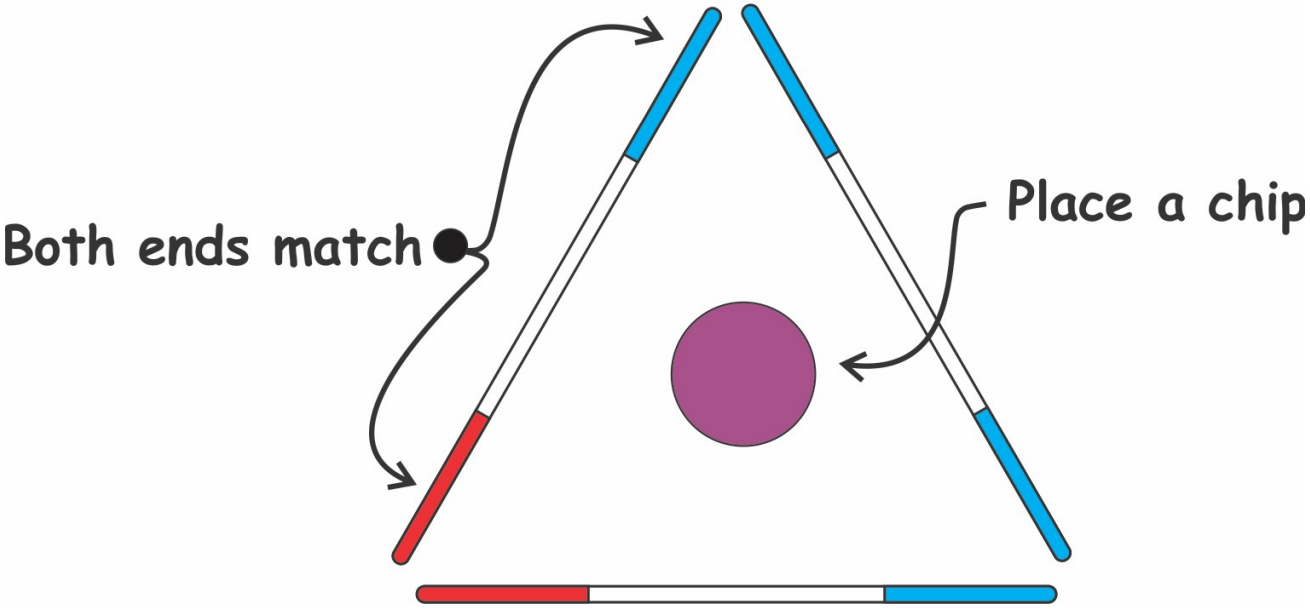
Double click on the image to start video

The Pop Stix is placed on the table so  
(1) matching colored ends meet  
(2) a triangle shape is started.



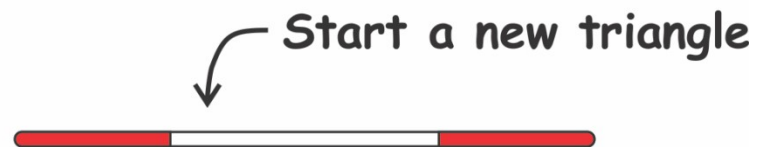
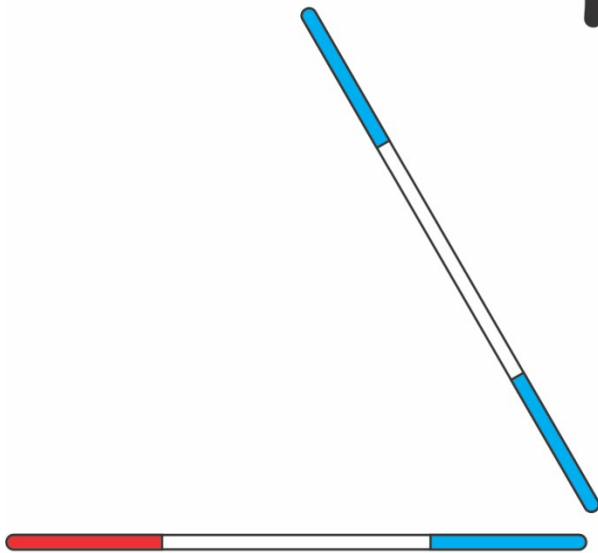
If you can complete the triangle on your turn, you place one of your chips inside it.

YES



If your Pop Stix doesn't match, play it on the table to start a new triangle

NO




# There are three other kinds of Pop Stix that might pop out at any time.



Wild Pop Stix

Played anywhere immediately  
OR saved to play later in the game



White Pop Stix

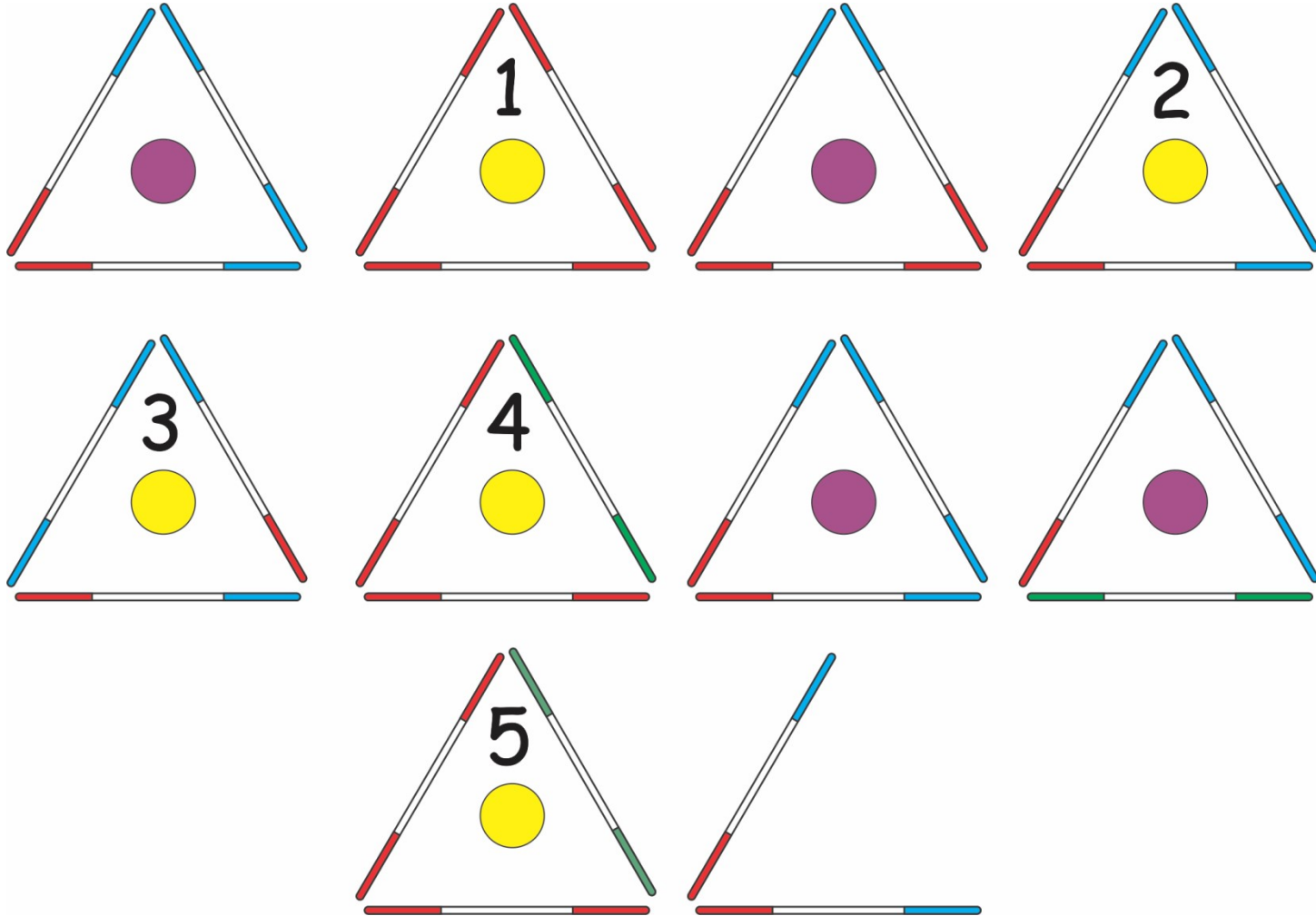
Lose your turn (It's placed back in the popper)




Black Pop Stix


Move any previously played Pop Stix  
(The Black Pop Stix is placed back in the popper)

The game continues until one player has captured 5 triangles for the win.



Pop Stix Squares is second version that uses the same popper but adds a board. The game play remains the same.





Contact; David Mair  
davidjmair@gmail.vom